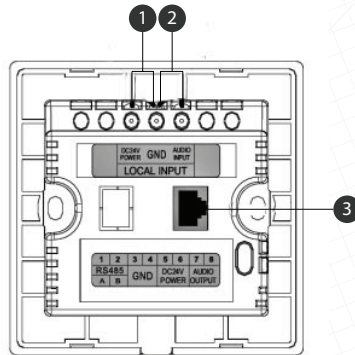


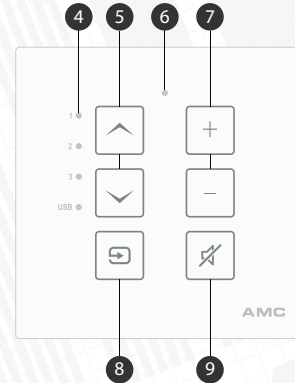
# WC iMIX wall control user manual

WC iMIX simple to use touch control covered with white or black color glass. Wall controller allow adjust volume, select music, mute audio and send local audio to public address sound system. Local audio input can be connected directly to wall control by using additional connector. iMIX5 can support 5 units of WC iMIX, one unit per zone.

Rear panel



Front panel




- 1. DC 24V output | 2. Local audio input | 3. RJ45 connector | 4. Audio channel indication | 5. Audio channel selector
- 6. System busy indicator | 7. Volume | 8. Local input selector | 9. Mute

# Front/Rear panel operation

## **DC 24V OUTPUT**

DC24V power supply designed to supply compatible device.

## **LOCAL AUDIO INPUT**

Designed to connect audio from local music source. This input can be enabled by button  located on front panel also by using RS232 interface. After local input activation audio from imix5 inputs will be muted till local input disable.

## **RJ45 CONNECTOR**

RJ45 port is designed to connect WC iMIX wall control to iMIX5 by using standard CAT 5 cable. WC iMIX controls must be connected directly to iMIX5, do not use any computer network equipment. This RJ45 connector incorporate RS485 interface, analogue audio line and +24V power. Maximum distance between iMIX5 and WC iMIX is 500m.

## **AUDIO CHANNEL INDICATION**

LED indicates which one of four iMIX5 audio inputs play in WC iMIX operating zone. Input USB is audio from iMIX5 media player.

## **SYSTEM BUSY INDICATOR**

In case if device control lines is occupied and iMIX5 can't send new data string to external device, system busy indicator becomes red. Usually it takes 3-5 second till systems return to normal stage.

## **VOLUME**

Capacitive touch buttons to control audio volume.

## **AUDIO CHANNEL SELECTOR**

Capacitive touch buttons to select audio source. Source named 1, 2 and 3 is iMIX5 stereo inputs, source USB is audio from iMIX5 media player.

## **LOCAL INPUT SELECTOR**

Button dedicated enable or disable local audio input.

## **MUTE**

Mute turn off or turn on audio in WC iMIX operating zone.